



Bridging work 2020



Helping you prepare for Year 12

Succeeding Together

"Whatever you do, work at it with all your heart, as though you were working for the Lord"

Colossians 3:23

Contents

Page(s)	Content (click on link to go to page)	Contact for more information	Contact email
3	Welcome	See welcome page	
4-5	English Language	Mrs Morgan	c.morgan@minster.notts.sch.uk
6-7	English Literature	Mrs Morgan	
8	Media	Miss Potts	L.potts@minster.notts.sch.uk
9-10	Geography	Mrs Timms	e.timms@minster.notts.sch.uk
11-12	History	Mrs Gibson	r.gibson@minster.notts.sch.uk
13-14	Religious Studies	Mrs Feehily	h.feehily@minster.notts.sch.uk
15-16	Computer Science	Mr Lang	s.lang@minster.notts.sch.uk
17-18	IT	Mr Lang	
19	Spanish	Miss Walter Miss Sogas	a.walter@minster.notts.sch.uk g.sogas@minster.notts.sch.uk
20-21	French	Mrs Texier-Salter	v.texier-salter@minster.notts.sch.uk
22	Maths	Miss McGregor	h.mcgregor@minster.notts.sch.uk
23-24	Drama	Mrs Donovan	c.donovan@minster.notts.sch.uk
25-26	Musical Theatre	Mrs Donovan	
27-28	Music	Mrs Wallis-Windle	h.wallis@minster.notts.sch.uk
29	Music Technology	Mrs Wallis-Windle	
30-31	Physical Education	Mrs Gratton	s.gratton@minster.notts.sch.uk
32	Biology	Mrs Wilson	h.wilson@minster.notts.sch.uk
33-34	Chemistry	Mrs Burlington	m.burlington@minster.notts.sch.uk
35-36	Physics	Dr Theobald	j.theobald@minster.notts.sch.uk
37-38	Business Studies	Mr Bowes	p.bowes@minster.notts.sch.uk
39-40	Economics	Mr Bowes	
41-42	Politics	Mr Wall	a.wall@minster.notts.sch.uk
43-44	Psychology	Miss Shaw Mrs Burrows	m.shaw@minster.notts.sch.uk j.burrows@minster.notts.sch.uk
45-46	Fashion & Textiles	Mrs Zannetou	a.zannetou@minster.notts.sch.uk
47-48	Product Design	Mrs Mellor	a.mellor@minster.notts.sch.uk
49	Fine Art	Mr Govinden	j.govinden@minster.notts.sch.uk
50-51	Food Science & Nutrition	Mrs McKeever-Williams Miss Peach	c.mckeeverwilliams@minster.notts.sch.uk j.peach@minster.notts.sch.uk
52-53	Photography	Mr Govinden	j.govinden@minster.notts.sch.uk
54-55	EPQ	Miss Shaw	m.shaw@minster.notts.sch.uk
56-57	Core Maths	Mrs McGregor	h.mcgregor@minster.notts.sch.uk

Please note that some subjects have additional materials such as support booklets to go alongside the work outlined in this booklet. To access them please use the links in the curriculum areas.

Welcome



Hello again to all Minster school Year 11 students and students enrolling at Minster school as Sixth Formers in September. We know you were working very hard in the months up to the school closure, towards achieving the best GCSE results you could, but also the exciting prospect of coming into our Sixth Form and starting A Levels. We are very much looking forward to you coming, as we are very proud of what our Sixth Form offers and what our students help to make it. Staying in touch with you is very important.

A Levels are exciting and interesting qualifications, but they are challenging and more stretching than GCSEs. We don't expect anyone to be the polished A Level

student when they enter those first lessons in September and the learning expectations increase over time, so you reach your peak at the end of the two year course. However, it is important and useful for you to prepare as well as you can and use some of the coming months to get yourself ready for September.

It would be great if we get to see you all on the 2nd and 3rd July for Sixth Form Induction, but this date is still uncertain until we know what the future holds. In the meantime, subject leaders and teachers for all our subjects have developed learning materials for you to be studying independently now, which will help to prepare you for starting your A Level courses successfully.

This pack contains all the Sixth Form subjects we offer, so go through and identify the 3 subjects (or 4 in a few cases) that you have chosen. You can then work through at your own pace and get yourself a head start for when we're all back in school. Best wishes from the Sixth Form team.

Mr Samuels

Director of Post 16 Studies

j.samuels@minster.notts.sch.uk

Further Sixth Form information:

Post 16 Pastoral support

Mrs K Drew k.drew@minster.notts.sch.uk

Post 16 enquiries and general information

Miss Toms r.toms@minster.notts.sch.uk



English Language

Activities	Name	Explanation	Description of resources / link (if appropriate)
	Booklet of key terms	Create your own resource with definitions and examples of many of the key terms you will need throughout the course. Make it as user-friendly and appealing as you can!	List of key terms (Worksheet 1)
	Crafting Language: Short stories	As preparation for the Non-Exam Assessment, explore 'Don't Ask Jack' and research examples of your own. Extension: Have a go at drafting and writing your own story!	Short stories: (Worksheet 2)
	Language and Identity: Magazine article and written task	Read the article 'A Day's Work' and highlight all the different ROLES the writer plays during the day. Then have a go at writing about how your own linguistic identity changes throughout a typical day. 1-2 sides of A4.	'A Day's Work' (Worksheet 3)

[Link to worksheets and supporting documents.](#)

Wider reading / watching / listening	Name	Why is it useful?	Link (if appropriate)
	Planet Word BBC series	A really interesting series narrated by Stephen Fry. The whole series is available second-hand on DVD (on Amazon) but there are some excellent clips from it on youtube, particularly about how humans learn to speak!	https://www.youtube.com/watch?v=LKUmdTqBLzA https://www.youtube.com/watch?v=oQ_r_BvGVBE https://www.youtube.com/watch?v=h9UEIQtafww
	Word of Mouth Podcast on how Black English identity is reflected in language	This series on Radio 4 hosted by Michael Rosen has lots of interesting topics, all exploring how we use language	https://www.bbc.co.uk/programmes/m0004l93
	The Secret Life of Four Year Olds Channel 4 series	Eye-opening insight into how children develop language as well as pragmatic behaviours such as lying, politeness, winning and losing... Brilliant for our unit on Child Language Acquisition	https://www.channel4.com/programmes/the-secret-life-of-4-and-5-year-olds
	Short Works BBC Sounds	A series of short stories by different writers. Always useful to listen/read as widely as possible	https://www.bbc.co.uk/programmes/b08lw2hh/episodes/player
	Language and Diversity Emagazine article Worksheet 4	Interesting magazine article which introduces ideas about how our language differs depending on where we live. Look for the introduction to the International Phonetic Alphabet!	https://www.englishandmedia.co.uk/e-magazine/articles/28528 There are lots of great resources here and you are already members! User name: southwell Password: shylock

**Core
textbook**

Revision Express
Pearson education
ISBN: 979-1408206539

AQA English Language B A2 2nd edition – Optional (*this is from the old specification but has excellent sections in it. Worth trying to find a second hand copy*)
Nelson Thornes
ISBN: 978-1408522011



English Literature

	Name	Explanation	Description of resources / link (if appropriate)
Activities	Academic poster Ideally complete on A3 paper or card and include images and quotations. This will go on display in your English classroom.	A History of the Gothic Genre This should include: <ul style="list-style-type: none"> •an overview of how the genre has developed and from where it originated •key features of the gothic genre: setting, plot, characters... •important authors and their works, with extracts and illustrations •context: how it was used to reflect the fears and concerns of society •Quotations from critics or other writers which demonstrate the significance of gothic literature. 	https://www.englishandmedia.co.uk/e-magazine/e-mag-clips/professor-david-punter https://www.bl.uk/romantics-and-victorians/articles/the-origins-of-the-gothic http://academic.brooklyn.cuny.edu/english/melani/gothic/history.html https://padlet.com/MrDowling/The_Gothic
	Pre-reading activities Create a mind-map of key ideas from each of the areas listed.	Research the following: <ul style="list-style-type: none"> •The epistolary novel •Bram Stoker's life •Transylvania as a region •What people thought of the novel when it was first published •Victorian attitudes towards the supernatural 	
	Read Chapter 1 of Dracula This should help to get you started! Try to read the whole novel before September.	Complete the quiz questions and the quotation quest	Worksheet 1 and 2 Investigate readings of the novel on youtube: https://www.youtube.com/watch?v=DNlin6nvhPw There are lots of online study guides to help: https://www.litcharts.com/lit/dracula
	Close reading of an extract Preparation for Paper 2 Question 1	How does Stoker use gothic features in the description of setting in Chapter 1? AO2 focus: zooming in and closely analysing writers' methods.	Task sheet provided. Look back through the questions you did on Macbeth and the (19 th Century novel as a good way to approach this task.

[Link to worksheets and supporting documents](#)

Wider reading / watching / listening	Name	Why is it useful	Link (if appropriate)
	<i>A Brief History of Goth</i>	Lively introduction to the cultural context of the Gothic	http://www.openculture.com/2017/05/a-brief-history-of-goths-from-the-goths-to-gothic-literature-to-goth-music.html
	<i>Dracula: A Brief History of Eternity</i> Pop Culture Essays	Entertaining background and context to the development of the character of Dracula.	https://www.youtube.com/watch?v=78Qj3zjq4VA
	<i>Dracula</i>	Challenging modern interpretation of the text	https://www.bbc.co.uk/iplayer/episodes/p07rxf89/dracula
	<i>The Tell-Tale Heart</i> by Edgar Allan Poe	Classic gothic short story from the 1800s	https://americanenglish.state.gov/files/ae/resource_files/the_tell-tale_heart_0.pdf
	<i>Dracula's Guest</i> by Bram Stoker	Gothic short story set in the Alps, thought to be the original first chapter!	http://www.bramstoker.org/pdf/stories/03guest/01guest.pdf
	<i>A Masterclass in the Gothic</i>	Interesting magazine article which introduces key features of gothic texts.	https://www.englishandmedia.co.uk/e-magazine/articles/15502 There are lots of great resources here and you are already members! User name: southwell Password: shylock

Core
textbook

Dracula: Penguin Classics Edition
Bram Stoker
ISBN: 978-0-141-43984-6

York Notes Advanced – optional
Longman
ISBN: 978-1405835664



Media Studies

Activities	Name	Explanation	Description of resources / link (if appropriate)
	Horror Film Posters from Hammer Productions	Choose 3 posters from different horror films and make notes about: - Use of colour - the way women are represented - the way men are represented	Select from these periods one per decade: 1960s Hammer Poster 1980s Horror Poster 2019 Horror Poster
	Music Videos of Beyonce	Choose any Beyonce video – other than Formation and select 20 stills to show the narrative and way the characters are shown. Each still should have a sentence beneath it to state what it adds to the video	See example of Aha stills
	Audience Theory Research	Research and define each of the theories and provide examples	Handout available to send out
	Women's Rights and Roles 1950s-1980s	For each decade 50s/60s/70s/80s Select: - An image of how women are shown in an advert/ newspapers/ TV Any laws which were introduced	General Research from internet – build a timeline

[Link to worksheets and supporting documents](#)

Wider reading / watching / listening	Name	Why is it useful?	Link (if appropriate)
	Black Panther	Set Text Film Marketing / Industry	Research how it was marketed by Disney as part of Marvel Studios Franchise How much it cost to make Box office UK/ US/ Global
	Daniel Blake	Set text	Research: Genre of social realism Ken Loach's other films Awards Won How it was marketed and distributed in the UK
	Newspaper Coverage of COVID 19	Newspaper Current Affairs Collate series of front pages of Daily Mirror/ Daily Mail/ The Times Coverage of Covid 19 from Jan/ Feb/ March/ April/ May/June on per month that you feel shows a change in the story	Newspaper Website/ screenshot front pages




Geography

Activities	Name	Explanation	Resources
	Reading for Changing Spaces, Making Places topic	Read two articles – look at designing cities for an ageing population, and linking places by high walkways.	Word document with articles
	Research into place – film, books etc.	Begin to look at how places are represented and how this helps us form an impression of that place. Introduction to the idea of representation Complete guided research about India and how it is represented.	Transition booklet contains QR code or links to research materials.
	An introduction to glaciation	Create an information poster/ mind map that explains what a glacier is, how it operates and some of the features it leaves behind on the landscape. You should include reference to: <ul style="list-style-type: none"> - u-shaped valleys (glacial troughs) - corries (cirques/ cwms) - aretes - moraine - as well any other landforms you discover. 	Time for geography videos (see below) BBC bitesize has some useful information on glaciation as well.
	Annotated water and carbon cycle diagrams	Create a diagram of an annotated water cycle and a diagram of an annotated carbon cycle. Your diagrams should identify the processes in both of these cycles and a brief description of what each of these processes is. If you can, identify the inputs, flows, stores and outputs within each cycle.	Time for geography videos (see below).

[Link to supporting materials and transition booklet](#)

Wider reading / watching / listening	Name	Why is it useful	Link (if appropriate)
	Prisoners of Geography – Tim Marshall	Looks at ten crucial regions of the world and uses their physical and human geography to explain current situation. Brilliant for the Power and Border topic.	
	Factfulness – Anna Rosling Ronnlund, Hans Rosling, Ola Rosling	Lovely book which uses current statistics to show a more positive few of the world and development.	
	The Almighty Dollar – Darshini David	Follows the journey of a single dollar to see how the global economy works Links with Changing Spaces topic	
	RGS podcasts	There are lots of different topics explored in these podcasts by experts in each field.	RGS resources
	Time for Geography videos	Explanations of key processes/landforms across a range of topics. Particularly useful for glaciation and the carbon cycle.	https://timeforgeography.co.uk/videos_list/glaciation/ https://timeforgeography.co.uk/videos_list/carbon-cycle/
	Geographical TV programmes: - Our Planet (particularly jungles, frozen worlds and freshwater) (Netflix) - Planet Earth I/ II (Netflix, BBC) - Seven worlds, one planet (BBC)		

Core
textbook



OCR A level Geography (2nd edition)

Hodder Education

ISBN: 978-1-4718-5870-3



History

	Name	Explanation	Description of resources / link (if appropriate)
Activities	Character profiles: Tsar Nicholas II Rasputin Kerensky Lenin Trotsky Stalin	Create a character profile for the people listed. Include: - General personal information - Notable events they were involved in - Reasons for controversy	
	The state of Russia by 1914 under the Tsar.	Research the situation in Russia by the start of the First World War and produce a mind map/note sheet containing the following information: Economic situation in Russia (think about industrialisation and agriculture) Social groups Ethnic groups Government system	https://www.bbc.co.uk/bitesize/topics/zj72pv4 Guide to Russia 1855-1914 Guide to Russia 1905 - 1917
	Tudor Family Tree	Create a family tree of the Tudors. For each person on it, include: - their DOB and DOD - when (if) they were crowned monarch. - key events to take place under their reign	
	Why did the Wars of the Roses influence Henry VII?	Complete the following tasks: Briefly describe the Wars of the Roses Why did they allow for the Tudor Dynasty? What problems did the Wars of the Roses cause for Henry VII's reign?	https://www.youtube.com/watch?v=VjO55pKuBo4 https://www.history.com/topics/british-history/wars-of-the-roses

Wider reading / watching / listening	Name	Why is it useful	Link (if appropriate)
	History file series: The Soviets: fall of Tsarism The Soviets: Bolshevik Russia The Soviets: Stalin takes control	These docu-dramas provide a good overview of some of the key issues in Russia, later to become the USSR. It is particularly relevant for the first year of the course.	https://www.youtube.com/watch?v=e0qhiHdyzZ0 https://www.youtube.com/watch?v=JN91614_kiY https://www.youtube.com/watch?v=GmFevokQqGk
	BBC Witness History: Soviet History	This is a podcast series that discusses some of the most significant events to take place in Russian History.	https://www.bbc.co.uk/programmes/p04lwmmh0
	'Stalin: The Court of the Red Tsar', Simon Sebag Montefiore	This gives a good indication as to the character of Stalin before and during his time as leader of the USSR.	
	Henry VII: The Winter King	This documentary explores the methods used by Henry VII to keep control.	https://www.youtube.com/watch?v=-5FsriGn300
	Henry VIII and his Six Wives	This docu-drama explores the circumstances surrounding Henry VIII's multiple marriages, analysing their significance and their consequences.	https://www.channel5.com/show/henry-viii-his-six-wives/
	Versus History Podcast: Episode 27: Spanish Armada Episode 51: Henry's break from Rome Episode 60: King Richard III Episode 61: Queen Elizabeth I Episodes 68: Dissolution of the Monasteries	These podcasts discuss events relevant to the Tudor reign, and will allow you to understand their significance in a wider context.	http://www.versushistory.com/podcasts.html

**Core
textbook**

Oxford AQA History for A Level: Revolution and Dictatorship: Russia 1917-1953

Chris Rowe and Sally Waller
ISBN: 978-0-19-835458-1

Oxford AQA History A Level: The Tudors: England 1485 – 1603

Michael Tillbrook
ISBN: 978-0-835458-1



Religious Studies

Activities	Name	Explanation: Create a timeline for the following thinkers that you will be studying. Find out their dates and briefly what their main thoughts were.	Description of resources / link (if appropriate)
	Key thinkers timeline	<ul style="list-style-type: none"> • Plato • Aristotle • St Thomas Aquinas • Immanuel Kant • Rene Descartes • John Hick • David Hume • St Anselm • William James • Jeremy Bentham • John Stuart Mill • St Augustine • Dietrich Bonhoeffer • Richard Dawkins 	https://plato.stanford.edu/
	Research - Dietrich Bonhoeffer	Bonhoeffer is quite an important part of the Development in Christian Thought side of the course. Research Bonhoeffer creating a fact file about his life and teachings. Answer the following questions: How did Bonhoeffer view the church? Was it the true cost of being a Christian?	Internet research. https://m.youtube.com/watch?v=R2zqeGcRUik
	How do I decide what is right and what is wrong?	This is a question often asked in ethics. Using the website given look at the topics of Utilitarianism, Natural Law, Situation Ethics and Kantian ethics. Which of these would you say gives you the best answer to the question posed and why?	http://www.rsrevision.com/Alevel/ethics/theories.htm
	Can we ever know what the world is really like?	When looking at philosophy, it is often good to have your own opinion. If you had to answer the question now without any research what would you say and why? Can you offer strong evidence for what you are saying and can you think why people would disagree with you and why? Extension: Have a look at the thoughts of Plato and Aristotle on this– which one would you say is most believable?	https://plato.stanford.edu

Wider reading / watching / listening	Name	Why is it useful	Link (if appropriate)
	Sophie's World	This is a fictional novel which deals with many philosophical issues and is an interesting read that might just get you thinking.	
	Stanford Encyclopaedia of Philosophy (2003 rev.2009) Ancient Theories of the Soul.	An online encyclopaedia which looks at philosophical scholars from around the world	https://plato.stanford.edu/
	'Panpsycast Podcast':	A good way to listen to podcasts especially around the ethics side of the course. Have a listen and make notes on key points.	https://thepanpsycast.com/panpsycast2/2016/9/21/episode-4-aquinas-natural-law
	Film -The Matrix	An interesting interpretation of Plato's thinking which looks at what is real.	
	Film -The Truman Show	An excellent film which looks at the issues of freedom, whether we are able to make our own choices and questions what we mean by reality.	
	A History of Ideas – short clips from the BBC on key issues in philosophy.	Discussion of topics that we will be studying in the course. We recommend watching: The history of ideas (light blue set); What does it mean to be me? (green set); How did everything begin? (red set); and What does it mean to be free? (dark blue set). After watching the clip, you can listen to the full podcast discussion by following the link under 'this clip is from.'	https://www.bbc.co.uk/programmes/articles/4FYLvwSKzJ5vwNv9Z9mwbSD/a-history-of-ideas

Core textbook

Oxford A Level Religious Studies for OCR - Christianity Philosophy and Ethics – Year 1
 978-0-19-839285-9
 OCR Religious Studies for A level: Year 1
 978-1-471-86669-2



Computer Science

Activities	Name	Explanation	Description of resources / link (if appropriate)
	freecodecamp.org HTML & CSS	Learn the basics of HTML & CSS needed as part of the A Level theory but not covered at GCSE	https://www.freecodecamp.org/learn/responsive-web-design/basic-html-and-html5/say-hello-to-html-elements
	w3schools.com JavaScript Basic to advanced	JavaScript is the programming language of HTML and the Web. JavaScript is easy to learn. This tutorial will teach you JavaScript from basic to advanced. Needed as part of the A Level theory but not covered at GCSE	https://www.w3schools.com/js/
	Python Tutorial: Web Scraping with BeautifulSoup and Requests	A Useful and rewarding skills. A good real-world example of the use of python to collect and manipulate data	https://www.youtube.com/watch?v=ng2o98k983k
	Introduction - Intermediate Python Programming	Taking the Python content covered at GCSE level further in preparation for the project	https://www.youtube.com/watch?v=YSe9Tu_iNQQ&list=PLQVvva0QuDfu7ADVp5W1GF9jVhjbX-

	Name	Why is it useful	Link (if appropriate)
Wider reading / watching / listening	A Level OCR Computer Science Videos	Familiarisation with the course structure content and visualisation of concepts	https://student.craigndave.org/a-level-videos
	Topics, questions, videos	Good quality resources with a mixture of delivery methods. Assessments of learning	https://isaacomputerscience.org/
	OCR Computer Science - H046, H446	Specification, activities, quizzes, and assessment	https://www.ocr.org.uk/qualifications/as-and-a-level/computer-science-h046-h446-from-2015/
	ExamBuilder	ExamBuilder gives you the ability to create assessments that will suit the individual needs of assessment	Create your own exam papers with mark schemes https://exambuilder.ocr.org.uk Username: computing@minster.notts.sch.uk Password: computing

Core textbook

OCR A Level Computer Science

George Rouse

ISBN: 1471839761

My Revision Notes OCR A level Computer Science

George Rouse

ISBN: 1471865835



ICT

Activities	Name	Explanation	Description of resources / link (if appropriate)
	Create a poster about the use of technology in health.	What you should include: <ul style="list-style-type: none"> • Links, references, and data • Good use of images, excellent layout • Positive and negative impacts • Good example uses of technology in health • Clear understanding of the technology on a technical level (using words like sensors, network etc.) 	https://www.teach-ict.com/gcse_new/organisations/hospitals/miniweb/index.htm
	Create a report about the use of technology in transport.	<ul style="list-style-type: none"> • Why AI route finding is avoiding left turns (in America) • What single lane autopilot is • What about lorry convoys has been given the 'green light' in the UK • How people think self-drive will change car ownership • What the first drone from Amazon delivered in the UK, and what a beehive-like depot is • The financial impact of pilotless planes, and what is holding them back 	<ul style="list-style-type: none"> • The Verge • Wired • Science Focus • BBC Click
	Create a mind map about the use of technology in the future.	Decide on a future development in technology and consider: <ul style="list-style-type: none"> • What it is and how it works (outline) • Possible uses • Positive outcomes • Negative outcomes Possible topics... <ul style="list-style-type: none"> • AI chat to replace support workers • Self-drive cars • Augmented reality 	<ul style="list-style-type: none"> • The Verge • Wired • Science Focus • BBC Click
	Create a poster about the threats around the use of IT.	What you should include: <ul style="list-style-type: none"> • Links, references, and data • Good use of images, excellent layout • Positive and negative impacts • Good example uses of technology in health Topics to include; Hacking Trojan Interception Eavesdropping Social Engineering	https://www.csnewbs.com/5-3threats

Wider reading / watching / listening	Name	Why is it useful	Link (if appropriate)
	Computer Science Newbies	Good quality resources with a mixture of delivery methods. Assessments of learning	https://www.csnewbs.com/
	Teach-ICT for Computer Science		https://www.teach-ict.com/
	OCR Cambridge Technicals Information Technology	Specification, activities, quizzes, and assessment	https://www.ocr.org.uk/qualifications/cambridge-technicals/information-technology/#level-3
	ExamBuilder	ExamBuilder gives you the ability to create assessments that will suit the individual needs of assessment	Create your own exam papers with mark schemes https://exambuilder.ocr.org.uk Username: computing@minster.notts.sch.uk Password: computing

Core textbook

Cambridge Technicals Level 3 IT

Victoria Ellis
ISBN: 1471874915

My Revision Notes: Cambridge Technicals Level 3 IT

Maureen Everett
ISBN: 1510442316



Spanish

	Name	Explanation	Description of resources / link (if appropriate)
Activities	AQA GCSE Spanish Grammar and Translation Workbook	Grammar and Translation Workbook.	<p>In order to be a successful Spanish A level candidate, you should complete all the pages in the grammar and translation workbook that you already have.</p> <p>You should have completed more than half of this during your GCSE course.</p> <p>Look up and annotate any new vocabulary that you learn in a notebook.</p>
	Practice Makes Perfect Complete Spanish Grammar, Premium Third Edition	A level Grammar workbook.	The Grammar workbook used in A level Spanish focuses on all the grammar points in depth to help you with your grammar knowledge and new vocabulary. You can find the answers at the back of the book. We will be using this book in A level Spanish. It will be useful if you could get the book as we will be working on it in the near future.

	Name	Why is it useful	Link (if appropriate)
Wider reading / watching / listening	El Mundo El País	Spanish News. Read one article from the newspaper once a week.	https://www.elmundo.es/ https://elpais.com/
	Hoy Hablamos Podcast	Spanish vocabulary, idioms and grammar. Listen to one podcast weekly.	http://www.hoyhablamos.com
	Unlimited Spanish Podcast	Spanish vocabulary, idioms and grammar. Listen to one podcast weekly.	https://open.spotify.com/show/6ubEWht2RwxacGF5jREKv0
	Netflix in Spanish	There are many Spanish TV shows and films on Netflix. Start watching Spanish TV series or films in Spanish.	https://www.secondhalftravel.com/spanish-language-tv-shows-netflix/
	Spanish TV RTVE	Radio, Spanish TV and News	https://www.rtve.es/

Core textbook

AQA GCSE Spanish Grammar and Translation Workbook
 John Halsworth
 ISBN: 978129133195

Practice Makes Perfect Complete Spanish Grammar, Premium Third
 Gilda Nissenberg
 ISBN: 978-1-259-58419-0



French

Activities students should complete:	Name	Explanation	Description of resources / link (if appropriate)
	AQA GCSE French Grammar and Translation Workbook Pearson 978129213288-4	Grammar and Translation Workbook.	In order to be a successful French A level candidate, you should complete all the pages in the grammar and translation workbook that you already have. You should have completed more than half of this during your GCSE course. Look up and annotate any new vocabulary that you learn in a notebook.
	Grammar work	Online self-corrected activities	https://www.languagesonline.org.uk
	Practice Makes Perfect Complete French Grammar, Premium Third Edition	A level Grammar workbook.	The Grammar workbook used in A level French focuses on all the grammar points in depth to help you with your grammar knowledge and new vocabulary. You can find the answers at the back of the book. We will be using this book in A level French. It will be useful if you could get the book as we will be working on it in the near future.

Activities students should complete:	Name	Explanation	Description of resources / link (if appropriate)
	AQA GCSE French Grammar and Translation Workbook Pearson 978129213288-4	Grammar and Translation Workbook.	In order to be a successful French A level candidate, you should complete all the pages in the grammar and translation workbook that you already have. You should have completed more than half of this during your GCSE course. Look up and annotate any new vocabulary that you learn in a notebook.
	Grammar work	Online self-corrected activities	https://www.languagesonline.org.uk
	Practice Makes Perfect Complete French Grammar, Premium Third Edition	A level Grammar workbook.	The Grammar workbook used in A level French focuses on all the grammar points in depth to help you with your grammar knowledge and new vocabulary. You can find the answers at the back of the book. We will be using this book in A level French. It will be useful if you could get the book as we will be working on it in the near future.

Core
textbook

AQA French

A Level Year 1 and AS (to use in lessons)


Rob Pike

ISBN: 978-0-19-836688-1

Practice Makes Perfect Complete French Grammar, Premium Third Edition (grammar reference book)

Annie Hemingway

ISBN: 978-1-259-64237-1



Mathematics

Activities	Name	Explanation	Description of resources / link (if appropriate)
	Please see the resources that can be found here . The links and videos use Maths Genie – both GCSE and A level resources and Dr Frost. www.mathsgenie.co.uk www.dr frostmaths.com		

Wider reading / watching / listening	Name	Why is it useful	Link (if appropriate)
	Please have a look at this reading list: https://nrich.maths.org/books		

Core textbook	Edexcel AS and A level Pure Mathematics 2017 Year 1 A/S Textbook*
	Pearson 9781292183398 Edexcel AS and A level 2017 Statistics and Mechanics Year 1 A/S Textbook* Pearson 9781292232539

*We will be ordering these in school at a discounted rate so there is no need to rush out and buy them



Drama

	Name	Explanation	Description of resources / link (if appropriate)
Activities	Monologue / duologue research	As part of your external examination, you will perform a monologue or a duologue. Get ahead with the selection process now. TASK: record yourself performing a 2 minute monologue that you have chosen	Do not use online monologues/duologues. They must come from a published play. Youtube is one place to start, then extend your research - there are collections of monologues in books and plenty of advice online
	Visit the theatre (virtually!)	Part of your examined work is an evaluation and analysis of live theatre There are also productions from Frantic that are free for now TASK: How successful was one of the performers in communicating their emotions to the audience Choose one production and write an evaluation of three key moments from it. <u>Use the essay plan we have developed for Billy Elliot.</u>	Look at the NT live channel on youtube. Every Thursday. https://www.shakespearesglobe.com/watch https://www.whatsonstage.com/london-theatre/news/stage-shows-musicals-opera-free-stream-online_51198.html lots of free productions on the last link while the lockdown lasts – make the most!
	That Face	TASK: Read Stenham's play. Create a timeline of the plot	online version: https://www.dramaonlineibrary.com/plays/that-face-iid-19787

Wider reading / watching / listening,	Name	Why is it useful	Link (if appropriate)
	Frantic assembly method	The practitioner could well form part of your initial devised piece TASK: create a piece of research – mind map, annotated image collage or essay which outlines the key features of Frantic’s style	https://www.franticassembly.co.uk Watch at least one production from here https://www.franticassembly.co.uk/frantic-digital
	Wider reading on That Face	That Face is our set text. You will sit a written exam on it. Contextual knowledge is very useful TASK: Create a second research based piece of work on That Face – again present how you wish; mind map, annotated images, an essay..... Ideas of what to include: themes, messages, Stenham’s intentions, press response, plot synopsis	https://www.londontheatre.co.uk/reviews/that-face https://www.nytimes.com/2010/05/30/theater/30stenham.html https://www.telegraph.co.uk/culture/theatre/drama/3672972/That-Face-a-middle-class-play-for-today.html https://www.timeout.com/london/theatre/polly-stenham-on-that-face themes and interviews https://d19lfjg8hluhfw.cloudfront.net/wp-content/uploads/2016/09/25191802/That-Face-Resource-Pack.pdf

Core
textbook

That Face

Polly Stenham

ISBN: 9780571244218

online version: <https://www.dramaonlinelibrary.com/plays/that-face-iid-19787>

AS drama study guide

Ellsden, Pope

ISBN: 9781783238651



Musical Theatre

	Name	Explanation	Description of resources / link (if appropriate)
Activities	Complete a skills audit of your musical theatre performance skills	BTEC is all about how you develop and track your skills improving throughout each unit. You are constantly having to reflect on your progress, to what extent your skills have developed and how you could develop them further. TASK: Complete the skills audit, be honest! We all have strengths and weaknesses in different areas.	At the end of this document
	Musical Theatre Styles research	As part of your assessments examination, you will be required to explore and preform in various musical theatre styles TASK 1: Research the elements of musical theatre and the various styles of musicals as they have developed over time. Use the links opposite to help. TASK 2 : Find 2 monologue or song extracts from 2 contrasting musicals e.g. one from a 'book musical' one from a 'jukebox' musical Record yourself performing each monologue/song.	https://www.bbc.co.uk/bitesize/guides/z27fyrd/revision/1 http://www.musicalstages.co.uk/different-types-musical/ https://musicaltheatresources.com/2014/06/11/10-styles-of-musical-theatre-songs-for-your-audition-book/ Do not use monologues/duologues from unpublished writers. They must come from a published musical. Youtube is one place to start, then extend your research - there are many musical theatre scripts available for free online.

	<p>Visit the theatre (virtually!)</p>	<p>Part of your examined work is an evaluation and analysis of the live theatre productions of a musical theatre practitioner – one of these is Andrew Lloyd Webber.</p> <p>Choose one production and write an evaluation of three key moments from it. Use this format;</p> <p>Short Intro</p> <p>Then for each key moment;</p> <ul style="list-style-type: none"> • What was happening in the moment • What was it aiming to show the audience • How did the actors use their physical and vocal skills (analyse) • What was the impact and effect on the audience (evaluate) 	<p>Go to Andrew Lloyd Webbers youtube page 'The show must go on!' every Friday at 7PM he releases a live stream of one of his productions that is live and free for 48 hours!</p> <p>There are also lots of free productions on the below link, some musicals, while the lockdown lasts – make the most!</p> <p>https://www.whatsonstage.com/london-theatre/news/stage-shows-musicals-opera-free-stream-online_51198.html</p>
	<p>Explore the job requirements of a musical theatre performer</p>	<p>Next year you will complete a unit called 'the role of a performer'. As part of this unit you will learn about the responsibilities and skills required in the working life of a musical theatre performer.</p> <p>TASK: research this topic using the links opposite, begin a ppt slideshow with the following headings and summarise your findings</p> <ul style="list-style-type: none"> • what types of musical theatre performing roles are there? • What skills do you need to be an effective actor, dancer, singer? • What wider skills and responsibilities does a musical theatre performer need to show? E.g. Ability to research (to prepare for roles in auditions) • What is a musical theatre performers lifestyle like? • What training routes are there to become a musical theatre performer? 	<p>https://getintotheatre.org/blog/what-does-an-actor-performer-do-in-theatre</p> <p>https://www.prospects.ac.uk/job-profiles/actor</p> <p>https://www.thestage.co.uk/advice/musical-theatre-training-five-ways-to-study-your-way-to-stardom</p> <p>https://getintotheatre.org/blog/what-is-the-best-advice-on-getting-into-drama-school-for-musical-theatre-training</p>



Music

Activities	Name	Explanation	Description of resources / link (if appropriate)
	The 4 Ps	Prepare, practice, perform and present a solo performance	https://theminsterschool-my.sharepoint.com/:w:/g/personal/h_wallis_minster_notts_sch_uk/EShEEBrg7yJFvqTflsOCd7wByTp3DnBRTWyPzrOY810r9w?e=TfrggE
	Musical Theatre	Watch some Andrea Lloyd Webber musicals	Free streaming of Andrew Lloyd Webber musicals https://www.andrewlloydwebber.com/
	Music Theory Practice Papers	Select an appropriate practice paper to complete and mark using the relevant mark scheme. Contact Mrs Wallis-Windle if learning resources are needed for Grades 1-3 music theory	https://theminsterschool-my.sharepoint.com/:f:/g/personal/h_wallis_minster_notts_sch_uk/ErMZDsbmG8hLvLWeldvqYr4BVkiSv3PNxMOLAQC15I1vBA?e=N9IC1E
	Periods and styles of music	Research and listen to the different periods and styles of music and make detailed notes on the worksheet linked. A starting point is the website linked, but you will need to go into further detail.	https://www.classicfm.com/discover-music/periods-genres/ https://theminsterschool-my.sharepoint.com/:w:/g/personal/h_wallis_minster_notts_sch_uk/EdY1neDqr3VJmDQx8NCVu34BT6nMCnvgSACITWyX3RZLkQ?e=Cezwfd
	Composition	Use any software or manuscript and paper to compose a piece of music – any style!	
	Aural Perception	Use the ear trainers for regular practice – keep a score and let me know how you get on	www.musictheory.net

Wider reading / watching / listening	Name	Why is it useful	Link (if appropriate)
	Berlin Philharmonic Orchestra Digital Concert Hall	Concerts, documentaries, interviews – generally interesting classical music	https://www.digitalconcerthall.com/en/home?utm_source=www.berliner-philharmoniker.de&utm_medium=website&utm_campaign=dropnav&a=bph_webseite&c=true 30 days free with code BERLINPHIL (by the end of April)
	Live performance of Sweeney Todd at the Lincoln Centre.	We are likely to study Sweeney Todd	https://www.youtube.com/watch?v=jp59V1RW3qk
	10 th Anniversary Concert of Les Miserables	We are likely to study Les Miserables	https://www.youtube.com/watch?v=0c2sx47p31M&list=PLh14s0coqCqityZU7T83cO9JZFhJHuDwt&index=2

**Core
textbook**

Rhinegold Education: Eduqas AS and A Level Music Study Guide
ISBN: 9781785583476



Music Technology

Activities	Name	Explanation	Description of resources / link (if appropriate)
	Recording	Plan out how you would record a track of your choice. Draw up mic'ing plans & explore multi-mic setups.	Music Tech Bridging Work Booklet
	Composing	Find out more about synthesis & sampling techniques and how you can apply those to a technology-based composition in a specific style.	
	Sequencing	Using any DAW, try to recreate a track and its production features.	
	Building a playlist	Create a Spotify playlist which includes music from each style of music that has been around since the 1930s until today.	

Wider reading / watching / listening	Name	Why is it useful	Link (if appropriate)
	musictechstudent.co.uk	This website is specifically designed for students at your level, offering lots of support for the A-Level course.	musictechstudent.co.uk
	soundgym.co	A fun website to train your ears as a Sound Engineer	Soundgym.co
	youtube.com	YouTube is full of fantastic channels made by music producers who share their techniques with you. Andrew Huang and Waves Audio are two examples of channels to check out.	youtube.com
	learningsynths.ableton.com	A fun website to start learning synthesis through lots of simple interactive activities	learningsynths.ableton.com/

Core textbook

Edexcel AS and A Level Music Technology Study Guide

Tim Hallas

ISBN: 1785586025

Edexcel AS Level Music Technology Revision Guide

James Reeve

ISBN: 1785586335



Physical Education

Activities	Name	Explanation	Description of resources / link (if appropriate)/other considerations ...
	Movement Analysis [Anatomy & Physiology]	Choose a famous athlete of your choice and produce a FULL movement analysis [label the bones and muscles being used. What role is each muscle playing? Label the key joints and say which movement type each is performing.]	Use GCSE work on bones, muscles, movement types etc. <i>EXTENSION – include ankle, neck and wrist joint.</i>
	Newtons Laws [Anat & Phys]	List 2 examples from sport of each of Newtons Laws in action.	
	Healthy Eating Plate [Anat & Phys]	Produce a healthy plate for a marathon runner and another for a weight lifter.	Consider how/why these differ?
	What actually causes a muscle to contract? [Anat & Phys]	Produce a paragraph or diagram to show the process of muscular stimulation.	Use Google to research.
	Classification of Skills [Sports Psychology]	Watch this video and complete the question at the end using two skills from your main sport.	https://www.youtube.com/watch?v=IYcbtd6v7mA
	Sport Timeline [Sport & Society]	Produce a timeline for either rugby, cricket or football to show how the sport has grown and developed since it first began to the present day.	Consider money, inclusion of women, introduction of laws and the impact of different social classes.
	Routes to Sporting Excellence [Sport & Society]	Choose an elite sportsperson and research their route to the top. Where did they get their funding from? Are there any programmes or initiatives that they benefited from?	Have a look at the Governing Body website for the sport you have chosen. [eg Tennis LTA, Cricket ECB, Swimming ASA etc.] Also have a look at: https://www.uksport.gov.uk/our-work/world-class-programme

Wider reading / watching / listening	Name	Why is it useful	Link (if appropriate)
	James Morris OCR PE Youtube videos	These are a number of short Youtube clips [10-15 mins] produced by a PE Teacher. They consist of an animated powerpoint that is talked through which can also be printed off. There is a video for each topic covered in Y1 OCR A Level PE.	Type into Youtube Search 'James Morris OCR PE'
	PE Review Magazine - Hodder Education	Plenty of relevant articles to extend your understanding of specific topics.	www.hoddereducation.co.uk/magazines

Core
textbook

PE For A Level Year 1 [Blue cover]

John Honeybourne
ISBN: 978-147-1-85173-5

OCR A Level PE My Revision Notes

[White cover]
Kerri Moorhouse
ISBN: 978-1-5104-0521-9



Biology

Activities	Name	Explanation	Description of resources / link (if appropriate)
	Course booklet	Download a copy of the course booklet and read through it.	See Biology course booklet
	“Water is an important biological molecule – Discuss”	We would like you to write a 500-word essay on water and attempt to include full Harvard referencing. This task will be set in the first week of starting A level Biology so if you do it now, you have one less task at the start of term 😊	
	Microscope research	We would like you to research the history of microscopes and make some notes of your own. In particular it would be useful to know the different types (light, scanning electron and transmission electron), how they work and the limitations and benefits of each type.	If you have a copy of the course text book, information to help can be found on pages 61-63
	Head start to A level Biology	It would be extremely beneficial to download this short booklet and work your way through it in preparation for September. There are a few questions to check your understanding at the end of each section and the answers are in the back of the book	Good luck with everything and we look forward to seeing you in September 😊

Wider reading / watching / listening	Name	Why is it useful	Link (if appropriate)
	A level Biology course booklet	It sets out the expectations for the course and gives details on the exams and some further reading ideas	See Biology course booklet
Wider reading / watching / listening	Head start to A-level Biology published by CGP	Gives you a brief overview of all the topics you will study in year 12 and has questions and answers for you to try	Downloadable for free via the Kindle App which is also free


Core textbook

A level year 1 and AS – AQA Biology 2nd Edition

Glen & Susan Toole
ISBN: 978-0-19-835176-4

A level year 2 – AQA Biology 2nd Edition

Glen & Susan Toole
ISBN: 978-0-19-835770-4



Chemistry

	Name	Explanation	Description of resources / links (if appropriate)
Activities	Download 'Head Start to A-level Chemistry'.	Download the free online Kindle CGP Headstart to Chemistry book and the free Kindle app.	https://www.amazon.co.uk/Head-Start-level-Chemistry-Level-ebook/dp/B00VE2NIGG/ref=sr_1_1?dchild=1&keywords=chemistry+CGP+headstart&qid=1587384441&sr=8-1
	Create an Organic Chemistry Poster	You should use the Head Start to A-Level Chemistry book pages 23-27 and include the different organic families, alkanes, alkenes, polymers and alcohols.	
	Create a mind map about bonding, extending your understanding to include some new A-level knowledge	Your mind map should include: - - GCSE concepts such as ionic, covalent and metallic bonding - Examples of the above together with the use and properties. - Add new A-level information about intermolecular forces and hydrogen bonding using the Head Start to A-level Chemistry' book.	GCSE Revision Guide and Head Start to A-level Chemistry book.
	Write a 'How to' guide explaining some of the required chemistry calculations	Write a 'How to' guide for chemistry calculations. You should include at a minimum the following: Moles, empirical formula, percentage composition, atom economy.	GCSE Revision Guide, Head Start to A-level Chemistry' book, https://www.youtube.com/playlist?list=PLidqqIGKox7WeOKVGHxcd69kKqtwrKI8W
	Seneca Learning App - Chemistry OCR A A-level Course	Download this free app, select Chemistry OCR A A-Level and work your way through Foundations in Chemistry - topics 1.1, 1.2, 1.4 & 1.7	https://www.senecalearning.com/
	Extension:	Work your way through the Headstart to A-Level chemistry book, completing the questions on each page.	Headstart to A-Level Chemistry book.

Wider reading / watching / listening	Name	Why is it useful	Link (if appropriate)
	New Head Start to A-level Chemistry (CGP A-Level Chemistry) Kindle Edition FREE TO DOWNLOAD	This is pitched half way between GCSE and A-level. Focussing in on required GCSE knowledge and introducing some new A-level concepts. It is particularly useful for students who studied GCSE Combined Science.	https://www.amazon.co.uk/Head-Start-level-Chemistry-Level-ebook/dp/B00VE2NIGG/ref=sr_1_1?dchild=1&keywords=chemistry+CGP+headstart&qid=1587384441&sr=8-1
	GCSE You Tube video clips: Cognito GCSE Chemistry (9-1)	Short and snappy clips that are very well explained which will keep you GCSE knowledge fresh.	https://www.youtube.com/playlist?list=PLidqqIGKox7WeOKVGHxcd69kKqtwrKI8W
	Seneca Learning App Chemistry OCR A A-level Course	Free online learning app which lets you keep up to date with your GCSE knowledge and begin to get to grips with A-level.	https://www.senecalearning.com/
	Maths and Physics Tutor (despite the name it actually does lots of subjects)	This has notes and videos for the first topic we do which is module 2 'Foundations in chemistry'.	https://www.physicsandmathstutor.com/chemistry-revision/a-level-ocr-a/module-2/




**Core
textbook**

A-Level Chemistry: OCR A Year 1 & 2 Complete Revision & Practice
CGP Books
ISBN-13: 978-1789080292

OCR AS/A level Chemistry A Student Book 1 (OCR GCE Science 2015)
Victoria Stutt
ISBN-13: 978-1447990789




Physics

	Name	Explanation	Description of resources / link (if appropriate)
Activities students should complete:	Electricity and Waves sections from CGP's Head Start to A-level Physics	Download the free book from Amazon. Read and work through the questions in the electricity and waves sections (4 and 5). This will help to prepare you for the first units we will look at in Yr12 (Some of it you will have seen before, other bits will be new)	Download the book from https://www.amazon.co.uk/Head-Start-level-Physics-Level-ebook/dp/B00VE2NII4/ref=sr_1_2?dchild=1&keywords=head+start&qid=1587627218&s=digital-text&sr=1-2
	Turning your phone into a portable laboratory 	Download the Physics Toolbox Sensor Suite App to your phone. Explore the different measurements you can make with the sensors on your phone. Then try to complete one of the investigations described on the Vieyra website (see link)	Download Physics Toolbox Sensor Suite from the Google Play Store or Apple App Store Investigation ideas: https://www.vieyrasoftware.net/browse-lessons
	Complete a Physics Olympiad Intermediate Challenge paper 	The British Physics Olympiad is run by Oxford University to provide a challenge for the best Physics students in the country. I would like you to attempt and mark at least one of the Intermediate Challenge papers. The paper will only cover GCSE content but the problem solving will be very challenging! Don't be put off if you find it difficult, as it is supposed to be.	Download the papers and mark schemes from https://www.bpho.org.uk/past-papers/physics-challenge-gcse
	Practice rearranging equations using the Issac Physics website 	Issac Physics is a wonderful resource containing thousands of online questions (with worked solutions). Try exploring the site and trying the Level 1 questions which are aimed at pre-A-level students. The other link takes you to a set of questions that practice rearranging equations, which is the most important mathematical skill for you to bring with you in September. They start easy in 3.1 and get harder up to 3.9	Rearranging equation practice https://isaacphysics.org/gameboards#phys_book_gcse_ch_1_3 Level 1 Physics questions https://isaacphysics.org/gameboards?filter=true#d6935cc8-d4e7-4dcd-b0bc-372e3d5d6135

	Name	Why is it useful	Link (if appropriate)
Wider reading / watching / listening	'BBC Horizon' documentaries (18 currently available on Iplayer)	Excellent science journalism that have covered the biggest stories in science over many decades. Some are a little old but I recommend "The Pleasure of finding things out" – an extended interview with Richard Feynman (a hero of mine) and "Strangeness minus 3" – this is very old, but is fascinating and covers Physics that you will study in September.	https://www.bbc.co.uk/programmes/b006mgxf/episodes/player
	'The Infinite Monkey Cage' BBC podcast	A podcast where comedians and world class scientists talk about important scientific developments. Professor Brian Cox presents this very funny show which will significantly broaden your scientific knowledge.	The infinite Monkey cage can be downloaded from the BBC Sounds App or any other podcast distributor such as Spotify.
	Physics books such as The Brief History of Time by Stephen Hawking	There are many excellent books that will develop your understanding of Physics and provide excellent things to talk about in University interviews! You may struggle to get these from the library at the moment, but you may be able to find 2 nd hand copies on Amazon or Ebay. The list in the link gives some excellent suggestions of books to look for.	https://www.thestudentroom.co.uk/revision/physics/recommended-physics-reading


Core textbook

(if you buy a textbook please only chose 1)



New A-Level Physics: AQA Year 1 & 2 Complete Revision & Practice with Online Edition (CGP A-Level Physics) ISBN: 978-1789080322

Same format as the one you probably had for GCSE. Just the key content. Some people find this useful as they are used to the layout. It is also the cheapest, if bought new.



AQA A-level Physics (2nd edition) ISBN: 978-19-835187-0

A traditional textbook that is specific to the AQA course. More thorough than the CGP revision guide but more expensive new.



Advanced Physics

ISBN: 978-0719576690

Perfect for those aiming at the top grades and hoping to study Physics, engineering, chemistry or maths at university as it will be useful in your first year. Not specific to AQA.



Business Studies

	Name	Explanation	Description of resources / link (if appropriate)
Activities	Marketing investigation	Create a table to compare the marketing of two firms in the same industry e.g. Sainsbury and Aldi. The table needs the following headings: Sales Revenue , Market Share , Target Market (what type of customer does it target?), Promotional Spend (how much does it spend on promotion?) Types of Promotion (How does it promote its products / services? (not just advertising) Branding (does it have its own brand or a range of brands On line offer (does business sell on line? How important is this to the business?)	
	Finance Investigation	Find out definitions for revenue, cost of sales, administration costs and profit. Then look at page 92 of the report on the right and find the following figures for Tesco in 2019: Revenue, cost of sales, gross profit, profit before tax and profit for the year. Finally, tell me how much tax Tesco paid AND tell me why Tesco's cost of sales is so high.	For the definitions: http://www.businessdictionary.com/ Tesco report: https://www.tescopl.com/media/476422/tesco_ar2019_full_report_web.pdf
	Human Resources Investigation	What does 'workplace diversity' mean? Give some examples. Use the link on the right to explain why diversity in the workplace is important, why it can be difficult to achieve, and how it can be promoted. Write around 500 words	https://www.giveagradago.com/news/2019/08/what-is-diversity-in-the-workplace/424
	Leadership	Read the study notes on leadership styles. Investigate the following business leaders; Mike Ashley, Sports Direct; Sharon White, John Lewis; Michael Kevin O'Leary, Ryan Air and Christopher North, Amazon UK. Write a paragraph on each leader with a brief detail of their career and explaining the leadership style they use using examples from your investigation.	Study notes on leadership styles: https://www.tutor2u.net/business/reference/leadership-styles

Wider reading / watching / listening	Name	Why is it useful	Link (if appropriate)
	FT News Briefing podcast	Short news bulletins on significant issues in business	https://www.ft.com/newsbriefing
	The Guardian business podcast	As above	https://www.theguardian.com/business/series/the-business-podcast
	The BBC's World of Business podcast	As above	https://www.bbc.co.uk/programmes/p02nrwfk/episodes/downloads

Core text

book

AQA A Level Business (Optional)

Surridge and Gillespie
ISBN: 9781510453340

A Level Revision Guide (Advisable)

CGP
ISBN: 9781782943518

*Note: When the current A Levels were introduced, we purchased a Y12 book (AS) and a Y13 book (A2). We still use these books because the content hasn't changed. With the removal of the AS Level a couple of years later, the publisher combined both books. This is shown above. However, it's quite expensive. You may be still able to buy the two original books, second hand, at places like Amazon. If you wish to do that, then look for the following two books:

- AQA Business for A Level 1 (Surridge & Gillespie) - ISBN: 9781471836138
- AQA Business for A Level 2 (Surridge & Gillespie) - ISBN: 9781471835780

For the revision guide, the school gets a significant discount when buying in bulk. We can sell it to students for £10. It's fine to wait until we return to school and you can use the tutor2u site referred to above in the meantime



Economics

	Name	Explanation	Description of resources / link (if appropriate)
Activities	Macroeconomic variables	<p>1) Investigate definitions for GDP, unemployment, inflation, balance of payments, fiscal policy, and monetary policy.</p> <p>2) Find out the level of unemployment in the UK, France and the USA.</p> <p>3) Investigate the rate of economic growth in these three countries over the past 10 years.</p> <p>4) How well has the British economy performed over the last 10 years compared to the USA and France?</p>	<p>For the definitions: Economist</p> <p>For the data: Trading economics</p> <p>This website is very comprehensive and a little complex, but give it a go.</p>
	Investigate the economic impact of the coronavirus.	Write a short summary of how economic activity has been affected e.g. spending, GDP and employment. Include examples of how various governments around the world have tried to support their economies	<p>https://www.bbc.co.uk/news/business-51706225</p> <p>This is just one news article – see if you can find your own</p>
	Competition and market structures in the property market	Investigate the proposed merger between the estate agent – Countrywide and LSL Property services. Decide whether it should be allowed to go ahead. Consider the following: How competitive is the UK estate agency market? How many companies in the market? Who are key players? How easy is it to enter? Explain. Do the key players make exceptional profits? Evidence. Will consumer be disadvantaged if merger takes place? Has it been referred to CMA? Who is the CMA?	<p>These links will get you started</p> <p>https://www.bbc.co.uk/news/business-51611511</p> <p>Independent</p> <p>Property industry eye</p>
	Cost benefit analysis of Gedling bypass	One way that market failure occurs is when the total costs or benefits of the provision of a good or service are not taken into account by the market. The government is investing in the Gedling bypass. Identify from your research the private and external costs and private and external benefits of this project. All costs and benefits identified should be supported by evidence / value. Based on your cost benefit analysis, decide whether the bypass should be built.	<p>This link provides guidance on identifying the costs and benefits</p> <p>Economic help</p> <p>This link gives some information on the bypass as a starting point</p> <p>Nottingham post</p>

Wider reading / watching / listening	Name	Why is it useful	Link (if appropriate)
	New Economics Foundation podcasts	Contemporary news stories discussed in the context of economics	https://neweconomics.org/section/av
	More or Less podcast	Tim Harford, a British economist explains - and sometimes debunks - the numbers and statistics used in political debate, the news and everyday life	https://www.bbc.co.uk/programmes/b006qshd

Core textbook	AQA A Level Economics - Optional Surridge and Gillespie ISBN: 9781510451957
	A Level Revision Guide - Advisable CGP ISBN: 9781782943471

*Note: When the current A Levels were introduced, we purchased a Y12 book (AS) and a Y13 book (A2). We still use these books because the content hasn't changed. With the removal of the AS Level a couple of years later, the publisher combined both books. This is shown above. However, it's quite expensive. You may be still able to buy the two original books, second hand, at places like Amazon. If you wish to do that, then look for the following two books:

- AQA A Level Economics Book 1 (Surridge & Gillespie) - ISBN: 9781471829789
- AQA A Level Economics Book 2 (Surridge & Gillespie) - ISBN: 9781471829840

For the revision guide, the school gets a significant discount when buying in bulk. We can sell it to students for £10. It's fine to wait until we return to school and you can use the tutor2u site referred to above in the meantime



Politics

	Name	Explanation	Description of resources / links (if appropriate)
Activities	Timeline of prime ministers	Create a timeline of Prime Ministers since WW2. Include: <ul style="list-style-type: none"> - Dates - Party - Key achievement - Controversy - Key Policies they introduced 	
	Research and create a visualisation that shows how the UK Government works.	Highlight the different role involved. Explain what their purpose is. Include: Queen, Prime Minister, MPs, House of Lords, Political parties, Local councillors, Political activists, Supreme court, Judiciary.	BBC Bitesize links: https://www.bbc.co.uk/bitesize/guides/zwypxfr/revision/1 You can also use the UK Government introduction videos (see below).
	Political issues mind map.	Pick a political issue that you are interested in (not Brexit). Find out what the views of the different political parties are about it. Put it into a mind map and highlight where the similarities and differences are.	
	Brexit essay: "We should leave the EU at the end of the year whether we get a deal or not". Discuss	This is an essay question so you need to: <ul style="list-style-type: none"> - Consider arguments on both sides. - Explain your points and back them up with examples where you can. - Decide which arguments are the strongest. - Come to a conclusion – what do you think and why? 	https://www.theweek.co.uk/fact-check/95547/fact-check-what-a-no-deal-brexit-really-means https://www.bbc.co.uk/news/uk-politics-32810887 https://www.bbc.co.uk/news/politics/eu_referendum/results
	New articles	Start collecting Political news articles from newspapers or the internet. Create a 'scrap book' of articles that can be used as examples during the course. Try to find ones on different political topics.	

Wider reading / watching / listening	Name	Why is it useful	Link (if appropriate)
	Today in Parliament BBC Podcast	Keep up to date with the key issues being debated in parliament.	https://www.bbc.co.uk/programmes/b006qtqd/episodes/downloads
	UK Parliament introduction videos	These videos give an overview of how the UK Parliament works. There are 6 short videos on Parliament's section of Youtube.	https://www.youtube.com/playlist?list=PLj3mInRJqlembDRZ2kdbf6oPbjqNsPyb
	Political films / TV shows: - The Crown (Netflix & DVD) - The Iron lady (DVD) - Yes Prime Minister (DVD) - House of cards (UK version) (DVD)	These are all good TV series or films which look at the issue of UK Politics.	
	Andrew Marr Show	Weekly news show that looks at current issues at home and abroad.	BBC Iplayer

Core
textbook

Pearson Edexcel A level Politics

Sara Jenkins

ISBN: 978-1510449220

Edexcel UK Government and Politics for AS/A Level Fifth Edition

Neil McNaughton

ISBN: 978-1471889318



Psychology

Activities	Name	Explanation	Description of resources / link (if appropriate)
	Multistore model of memory	Write notes on the Capacity, duration and how we encode in STM and LTM	www.simplypsychology.org/multi-store.html
	Approaches	Complete the booklet-fill in the gaps.	Booklet sent separately.
	Basic Maths skills	Students are expected to be able to perform basic maths calculations including percentages, converting percentages to decimals, converting decimals to fractions, using ratios, estimating results, significant figures, probability, mathematical symbols, measures of central tendency, measures of dispersion, drawing and interpreting graphs.	Complete worksheet 1.
	Attachment	Make a mind map of the term attachment. What does it mean, why do we become attached, who do we become attached to, what are the short term and long term benefits of attachment?	https://www.simplypsychology.org/a-level-attachment.html
		Define the terms: -Reciprocity -Interactional synchrony Describe what they mean and find a piece of research to illustrate each concept.	https://www.simplypsychology.org/a-level-attachment.html
		Find out about and make notes on the key study Shaffer and Emmerson (1964). Include details of the aims, procedure, findings and conclusions and make notes on their 4 stages in the development of an attachment.	https://www.simplypsychology.org/a-level-attachment.html https://www.youtube.com/watch?v=uur8jSGEI-Ag

[Link for worksheet](#)

Wider reading / watching / listening	Name	Why is it useful	Link (if appropriate)
	Pavlov-Classical Conditioning	Explains how behaviour is learned through association.	https://www.youtube.com/watch?v=hhqumfpxuzI Pavlov 3.54 mins
	Clive Wearing	Had a brain infection many years ago and has no new memories since.	https://www.youtube.com/watch?v=OmkiMlvLKto Clive Wearing 9 mins
	Psych bug	Excellent students friendly website	http://www.psychbug.co.uk/
	Psych boost	Excellent students friendly website	https://www.psychboost.com
	Seneca	Excellent students friendly website	Seneca learning
	You tube	Lots of videos on all psychology topics including tutorials made by teachers.	www.youtube.com
	Tutor 2u	Excellent website with videos, learning quizzes etc,	https://www.tutor2u.net/psychology

Core
textbook

AQA PSYCHOLOGY FOR A LEVEL YR 1 & AS STUDENT BOOK: 2ND ED
 Cara Flanagan, Matt Jarvis, Rob Liddle
 ISBN: 978-1-912820-42-9



Fashion & Textiles

Activities	Name	Explanation	Description of resources / link (if appropriate)
	Inspirational media	Start a Pinterest folder to put in anything you find inspiring. Aim to add three images per day that you find interesting, inspiring or innovative.	Possible themes <ul style="list-style-type: none"> • Inspiration (nature etc.) • Designers • Jackets • Accessories
	Young fashion designer Competition /Task http://youngfashiondesigneruk.com/	Follow the link for details Select a decade in fashion and create a moodboard full of inspiration. Research a key designer of the time. Design a capsule collection inspired by your research that could feature in an online magazine.	You do not have to enter the competition – deadline 5 th June, you will be expected to submit this task. Key designers for the course are - Christian Dior Coco Chanel Vivienne Westwood Alexander McQueen Paul Poiret Yves St Laurent Pierre Cardin Mary Quant
	Key historical movements and figures	Produce a research board/mood board about important design movements through history. You need to produce one on each of the following: <ul style="list-style-type: none"> • Arts and crafts (William Morris) • Art Nouveau (Charles Rennie Mackintosh) • Bauhaus Modernist (Marianne Brandt) • Art Deco (Eileen Gray) • Post modernism (Phillippe Starck) • Streamlining (Raymond Lowey) • Memphis (Ettore Sottsass) 	Textbook Google

Wider reading / watching / listening	Name	Why is it useful	Link (if appropriate)
	Fashion and Textiles textbook – read specifically around Section 2 Core Designing and Making Principles	To gain an understanding of the fashion and textiles industry from designing through to marketing.	
	Youtube Victoria and Albert Museum – Fashion and Textiles Channel – many episodes to watch	A wide range of informative videos to gain a sound knowledge of all key garments and designers in Fashion history. Specifically watch all the Dior, Westwood, Quant, and McQueen videos.	https://www.youtube.com/playlist?list=PLe2ihXndm5jtMQOIHoql8DiG9zo8_mC8d
	Fashion Conscious BBC Iplayer	Grace Mandeville explores the fashion industry and how sustainable it might be in the future. Six episodes to watch on a range of issues around fashion.	https://www.bbc.co.uk/iplayer/episodes/p07kt9mx/fashion-conscious

Core
textbook

AQA AS/A-Level Design and Technology: Fashion and Textiles
Pauline Treuherz
ISBN: 1510413499



Product Design

	Name	Explanation	Description of resources / link (if appropriate)
Activities	Inspirational media	Start a Pinterest folder to put in anything you find inspiring. Aim to add three images per day that you find interesting, inspiring or innovative.	
	"Sketch-a-day" drawing practise	This will help to develop your sketching. Go to the Sketch a day website and YouTube channel and choose a range of the sketching tutorials to have a go at – it really is addictive! Challenge yourself. Choose a range of shapes and designs.	Sketch a day website: https://www.sketch-a-day.com Sketch a day on YouTube: https://www.youtube.com/playlist?list=PLjZ8ePITBc0J6CYsnqCxYC2vqnObcQvJk https://www.youtube.com/channel/UCBtSgEZk914z5InEs_U2J3w
	Trimble SketchUp challenge	Design a dream house to practice your skills on CAD software.	Free to use online – SketchUp app Make an account with your school email.
	Key historical movements and figures	Produce a research board/mood board about important design movements through history. You need to produce one on each of the following: <ul style="list-style-type: none"> • Arts and crafts (William Morris) • Art Nouveau (Charles Rennie Mackintosh) • Bauhaus Modernist (Marianne Brandt) • Art Deco (Eileen Gray) • Post modernism (Phillippe Starck) • Streamlining (Raymond Lowey) • Memphis (Ettore Sottsass) 	Textbook Google

Wider reading / watching / listening	Name	Why is it useful	Link (if appropriate)
	D&T Textbook	It will give the students an insight into the work we will be studying over the two years.	https://tinyurl.com/D-T11into12
	Abstract: The Art of Design (many episodes)	This will help build your awareness of different industries and how they contribute to design.	Available on Netflix YouTube: www.youtube.com/watch?v=q_k8fVNzbGU&list=PLcEcCgB-0RB7qNuQtnaWYVCRSl4mFJfG
	TED talks: The first secret of design is... noticing.	A unique viewpoint of design from Tony Fadell about product design to make you notice the world.	Youtube: https://www.ted.com/talks/tony_fadell_the_first_secret_of_design_is_noticing/up-next?language=en
	How to make – BBC IPlayer	In this series, Zoe Laughlin dismantles and dissects three classic items to understand the wonders of form, function and material that go into making them, before building her own truly bespoke versions, step by step.	Season 1 – Episode 1 Trainers Season 1 – Episode 2 Toothbrush Season 1 – Episode 3 Headphones




Fine Art

	Name	Explanation	Description of resources / link (if appropriate)
Activities	Inspirational media	Start a Pinterest folder or mood board to put in or stick on anything you find inspiring. Aim to add three images per day that you find interesting, inspiring or innovative.	Mood boards
	First hand observational drawing	Read the linked guide on observational drawing. -Write some notes on things you want to try and do better when you draw from now on. -Do a detailed first hand drawing of an object, person or scene in your house.	Student art guides
	Line drawing techniques	Read the linked guide on line drawing. -Have a go at a minimum of 3 of the techniques suggested in the article: Continuous line, blind contour, etc. Use people or objects at home as a source of inspiration.	Student art guides
	One-point perspective techniques	Read the linked guide on one-point perspective drawing. -Watch the tutorials and then have a go at a minimum of 3 of the activities suggested in the article: Cubes, Block letters, city scape, etc..	Student art guide
	Still Life techniques	Read the linked guide on still life drawing. Have a go at a minimum of 2 of the themes suggested in the article: paper bags, machinery, etc. Use objects at home to set up your still life's before drawing them in a material(s) of your choice.	Student art guide
	Key historical movements and figures	Produce a research board about important Art movements through history. (5 – 10 would be good with accompanying drawings/paintings.	The art story

	Name	Why is it useful?	Link (if appropriate)
Wider reading / watching / listening	The Student Art Guide	A huge resource for art students, with examples of student work and guides on all things to do with the course and Art in general.	Student art guide
	Tate – Student Resources	A great source of information, with guidance and articles on everything from specific artists to careers.	Tate
	Google Art Project	Museums from over 40 countries have contributed more than 40,000 high-resolution images of works ranging from oil on canvas to sculpture and furniture. Some paintings are available in 'gigapixel' format, allowing you to zoom in at brushstroke level to examine incredible detail.	Arts and culture



Food Science & Nutrition

	Name	Explanation	Description of resources / link (if appropriate)
Activities	Inspirational Food	Start a Pinterest folder to put in anything you find inspiring. Aim to add three images per day that you find interesting, inspiring or innovative when considering plate presentation	
	Unsatisfactory nutritional intake – excess and deficiency	Produce a research fact sheet about the importance of nutritional intake which closely links to the science behind the bodies function. Select three from the following list to explore in detail: <ul style="list-style-type: none"> • Cardiovascular disease • Diabetes • Rickets • Anaemia • Digestive disorder • Obesity 	WJEC Level 3 Certificate in Food Science and Nutrition Pg 112-138 British Dietetics Association Diabetes UK British Heart Foundation National Health Service National Obesity Forum BNF – Health issues
	Practical based activities	To broaden or enhance practical skills you have already gained this year. Go to the WJEC website and explore the list of ‘high skilled dishes’. Start to create a few dishes of your choice which challenge you, maybe something you haven’t done before. There is also a link to YouTube, some of these videos might be a skill you may want to practice.	WJEC website: Food Science and Nutrition: Qualification In Resources for teacher’s tab You tube link
	Food safety training	This free course will help build on your food hygiene knowledge gained at GCSE and consider within the working context. The course includes an online assessment which allows you to check your knowledge as you proceed. Content of the course, will support requirements within unit requirements in Year 12 and 13.	Cocoms
	Research hygiene ratings of local businesses	Food Hygiene ratings allow local authorities to enforce food safety legislation within food businesses and through scoring inform consumers of how well the business meets legislation. Using the link: <ol style="list-style-type: none"> 1. Investigate the three core areas of food safety inspection 2. Research food hygiene scores within Southwell and surrounding areas. 	https://ratings.food.gov.uk/ 

Wider reading / watching / listening	Name	Why is it useful	Link (if appropriate)
	Food Standards Agency Safer food, better business	This will help you build your knowledge on Food Safety which is one of the learning modules next year.	https://www.food.gov.uk/business-guidance/safer-food-better-business-for-caterers
	MasterChef MasterChef: The professional Inside the factory - series	These are all good TV series which look at the speed, precision, technical skill and presentation of the food they present. To expand and broaden your knowledge on processes in which food goes through during the growing, production and manufacturing stages.	https://www.bbc.co.uk/programmes/b006t1k5 https://www.bbc.co.uk/iplayer/episode/m000hkx8/inside-the-factory
	Ted talks	Current issues: How Climate change could make our food less nutritious.	https://www.ted.com/talks/kristie_ebi_how_climate_change_could_make_our_food_less_nutritious
	WJEC Specification	It will give the students an insight into the work we will be studying over the two years. Year 12 Unit 1: controlled assessment and Exam Year 13 Unit 2 and Unit 3	https://www.wjec.co.uk/en/qualifications/food-science-and-nutrition-level-3/#tab_overview



	Name	Explanation	Description of resources / link (if appropriate)
Activities	Inspirational media	Start a Pinterest folder or digital mood board to collate any images you find inspiring. Aim to add at least three images per day that you find interesting, inspiring or innovative. Once you have gathered a number you may wish to try to categorise them.	Mood boards
	What is photography?	Read the linked guide from photopedagogy - watch the videos and have a go at answering the questions presented to you. Creatively document your notes and thinking. 'What is photography? Following the guidelines and examples have a go at curating your own imaginary exhibition titled... 'What is photography' Create your exhibition of images in a sketch book real or digital or make yourself a new Instagram account solely for your photography work or a simple free website... plenty more examples via the link...	Main article: https://www.photopedagogy.com/what-is-photography1.html https://photographylife.com/what-is-photography Photo argus Photography life Lens blog
	Typology practical project.	Research what do we mean by 'Typology in photography'. Create a mood board of your favourite examples of photographic typology projects. Annotate with Photographers names. Create your own Typology series – a phone camera is a great tool for this type of work. Edit images as you wish. Your series could be based on anything you want. Here are a few examples: Front doors on the street where you live Cracks in the pavement – rubbish you pass on your daily walk Fences and walls Telegraph poles or trees viewed from below Mugs/cups in your kitchen cupboard seen from above All the things you eat in a week	https://www.pinterest.com/thetypologist/photography-typology/ https://lucyhurrell.wordpress.com/typologies/ Tate https://www.photopedagogy.com/typologies.html Digital photography
	Experimenting and having fun with 'Hacks & cheats'	Photography hacks / cheats Check out attached- then have fun playing around and experimenting with a number of the suggested 'hacks' to create a small portfolio of images. Obviously, this will be dependent on equipment and materials you have available at home.	https://www.youtube.com/watch?v=L6Pjqa8sbZc Photo blog Amateur photographer

	Name	Why is it useful	Link (if appropriate)
Wider reading / watching / listening	Photography project	Photography project was created by UK Photography teacher Liam Smith and his students. The website contains tips and advice for GCSE and A Level Photography students, as well as examples of projects that were awarded high results. Attached is the link for suggested reading - though this is not a requirement.	https://photographyproject.uk/ Photography project
	Tate – Student Resources & photography	A great source of information, with guidance and articles on everything from specific artists to careers.	https://www.tate.org.uk/art/student-resource https://www.tate.org.uk/search?q=photography
	MOMA	Amazing photography department at the leading Museum of Modern Art USA. Current free online lessons “ Seeing Through Photography ”, where a selection of photos from the last 180 years will be analysed to help us understand the difference between seeing and understanding an image. MOMA courses takes about 16hours to complete in total, the teaching is angled towards beginners and comes with corresponding readings and exercises. Lessons however are broken down into short chunks so you can pick and choose which bits you may like to read / listen to etc... It is a fantastic resource that normally you have to pay a lot for!	https://www.moma.org/collection/about/curatorial-departments/photography Dazeddigital

Key watching

Eva Timothy

TED ED

From camera obscura to camera phone

<https://www.youtube.com/watch?v=XaGUL8B-BrE>

Duke computational Optics Lab

Simple explanation of how a camera works

<https://www.youtube.com/watch?v=BNA97LaWLF0>

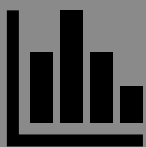


Extended Project

	Name	Explanation	Description of resources / link (if appropriate)
Activities	EPQ specification	Download the A-Level specification for Extended Project (7993) AQA. Answer the questions in the opposite column.	https://filestore.aqa.org.uk/subjects/AQA-W-7993-SP-19.PDF The specification explains everything you need to know about the Extended Project Qualification (EPQ). Task 1: What is the EPQ? What are some skills you will develop? Why is completing an EPQ advantageous? What is accepted as an artefact? How many words is the written product? P3 of specification, students are required, with appropriate supervision, to?
	Extended project resource pack.	Complete P6&7 of the pack.	file:///E:/EPQ/resources/Extended%20Project%20Activity%20Pack.pdf sent separately
	Introduction to the EPQ 19 minutes	Listen to the video and follow the advice. Decide on an area you are interested in/passionate about.	https://www.youtube.com/watch?v=DfPf7CP28_E Task 1: Create a spider diagram or flow chart and write down 3 areas of interest, then all the different things you can think of which relate to this area that you find most interesting. Then decide on a particular area to explore in more detail. Task 2: After deciding on an area you wish to research, find four pieces of research that has been carried out in this area and consider how useful this research would be to your title/area. Task3: Decide on a title for your project. Research SMART as a measuring tool, go through each part of SMART and apply to your title/question
	Reliability and validity of sources.	As part of the assessment criterion, you must evaluate your resources in terms of their reliability and validity.	Task: Either use the four resources you already have or research four more and complete a literature review on them. https://www.scribbr.co.uk/thesis-dissertation/literature-review/ Explain why evaluating your sources is an important process when writing an academic piece of work. Complete the worksheet below

	Name	Why is it useful	Link (if appropriate)
Wider reading / watching / listening	Manchester University EPQ resources	The link has numerous resources to help with your EPQ.	https://www.manchester.ac.uk/connect/teachers/students/post-16/extended-project/resources/

[Link for project activity pack](#)



Core Maths

Activities	Name	Explanation	Resources/Link
	Assumed Knowledge Review	Students should review/revise the following Higher GCSE Topics to prepare for September	www.mathsgenie.co.uk
	Rounding	-Understand how to round to both decimal places and significant figures -Estimate answers by rounding to 1 significant figure	Maths Genie Grade 1 Rounding Grade 3 Estimating
	Standard Form	<ul style="list-style-type: none"> Convert large and small numbers into standard form and vice versa Add, subtract, multiply and divide numbers in standard form Interpret a calculator display using standard form and know how to enter numbers in standard form 	Maths Genie Grade 5 Standard Form
	Averages and range	<ul style="list-style-type: none"> Calculate mean, median mode, range and interquartile range from a small data set. Calculate the mean, mode, median and range from a frequency table (discrete data) Construct and interpret grouped frequency tables for continuous data: for grouped data, find the interval which contains the median and the modal class estimate the mean with grouped data understand that the expression 'estimate' will be used where appropriate, when finding the mean of grouped data using mid-interval values. 	Maths Genie Grade 2 Averages Grade 4 Averages from frequency tables
	Stem and Leaf Diagrams	<ul style="list-style-type: none"> Construct and interpret stem and leaf diagrams (including back-to-back diagrams). Use stem and leaf diagrams to find averages, range and IQR Compare distributions using key statistics. 	Maths Genie Grade 2 Stem and Leaf
	Cumulative frequency diagrams	<ul style="list-style-type: none"> Construct and interpret cumulative frequency tables and graphs, and use the graph to: <ul style="list-style-type: none"> estimate frequency greater/less than a given value find the median and quartile values and interquartile range 	Maths Genie Grade 7 Cumulative Frequency

	Box Plots	<ul style="list-style-type: none"> • Interpret box plots to find median, quartiles, range and interquartile range and draw conclusions • Produce box plots from raw data and when given quartiles, median and identify any outliers 	Maths Genie Grade 7 Box Plots
	Histograms	<ul style="list-style-type: none"> • Construct and interpret histograms from class intervals with unequal width • Use and understand frequency density • From histograms: <ul style="list-style-type: none"> • complete a grouped frequency table • understand and define frequency density • Estimate the mean and median from a histogram with unequal class widths or any other information from a histogram, such as the number of people in given interval 	Maths Genie Grade 7 Histograms
	Scatter diagrams	<ul style="list-style-type: none"> • Draw and interpret scatter graphs in terms of the relationship between two variables • Draw lines of best fit by eye, understanding what these represent • Identify outliers and ignore them on scatter graphs • Use a line of best fit, or otherwise, to predict value of a variable given values of the other variable • Distinguish between positive, negative and zero correlation using lines of best fit, and interpret correlation in terms of the problem 	Maths Genie Grade 4 Scattergraphs
	Straight line graphs	Identify and interpret the gradient and y-intercept of a linear graph given by of the form $y = mx + c$; Find the equation of a straight line from a graph in the form $y = mx + c$	Maths Genie Grade 5 Equation of a Line
	Perimeter, Area and Volume	<ul style="list-style-type: none"> • Know and use of the formulae for the circumference and the area of circle. • Know and use of the formulae for the perimeter of 2-D shapes, their areas and for calculating fractional areas of circles and composite shapes. • Understand how to calculate surface areas and volume of spheres, cones, pyramids and composite solids. 	Maths Genie Grade 2 Area and Perimeter Grade 3 Area and Circumference of circles Area of Compound shapes Grade 4 Surface Area Volume of a Prism Cylinders